

A Member's Guide To Registering on myOhioHealthy.com



To register as a member on myOhioHealthy.com for the first time, you will need to follow these steps:

Step One: Create an Account

Go to **myOhioHealthyUnity.com** and select the **Create Your Account** button under the Participant section.

Each plan member will need to create their own account.

The screenshot shows the OhioHealthy.com website. On the left is a 'Log in' section with fields for 'Username' and 'Password', and links for 'Forgot your password?' and 'Forgot your username?'. On the right is a 'Register' section with four options: Participant, Broker, Employer/Client, and Provider. Each option has a brief description and a 'CREATE YOUR ACCOUNT' button. A green arrow points from the left towards the 'Register' section. A green circle highlights the 'Español' link in the top right corner, with a line extending from it towards the Spanish version of the page shown below.

Also available in Spanish.

Note: If at any time, you forget your username or password, you can select the appropriate link under the login button on the home page, and then follow the prompts.

This is the Spanish version of the registration page. It features an 'Iniciar sesión' (Log in) section on the left with fields for 'Nombre de usuario' and 'Contraseña', and links for '¿Olvidó su contraseña?' and '¿Olvidó su nombre de usuario?'. The 'Registrarse' (Register) section on the right offers four options: 'Integrante', 'Agente', 'Empleador/Cliente', and 'Proveedor', each with a description and a 'CREE SU CUENTA' button. A green arrow from the English version points to this page.

Step Two: Activation

- Enter the required fields with information from your ID card.
- Click **Next**.


The screenshot shows the 'Activation' page with the heading 'Let's get started!'. It states, 'To keep this simple, all of the fields below are required.' Below this are four input fields: 'Your Member ID or SSN' (containing '012345678'), 'Your Last Name' (containing 'Sample'), 'Your ZIP/Postal Code' (containing '12345'), and 'Your Date of Birth' (containing '01/01/1970'). Each field has a question mark icon to its right. At the bottom is a blue 'NEXT' button. A green arrow points from the left towards this button.

Step Three: Provide Your Consent

Click **I agree** to accept the consent to electronic signatures and communications and terms and conditions.



Consent

 **Provide your consent.**


To continue, please agree to the terms below.

CONSENT TO ELECTRONIC SIGNATURES AND COMMUNICATIONS AND TERMS AND CONDITIONS

Step Four: Contact Information

Enter your contact information in the fields below. You must enter your email address and at least one phone number.

Communication

 **Enter your contact information.**

You must enter your email address and at least one phone number.

Email Address

email@email.com

Mobile Phone

555-555-1212

Alternate Phone


555-555-1212

Would you like to receive electronic communications?

Step Five: Verification

- Click **Start** next to the communication method you would like to verify and a code will be sent to the email address or mobile phone number you provided.
- Enter the verification code in the indicated field.
- Click **Next** to continue.

Verification

 **We will need to verify your information before continuing.**

Select ONE method below to verify. A code will be sent to the email address or mobile phone number you provided.

Please enter the verification code that has been sent to your Mobile Phone in the field below.

Email Address

email@email.com

START

Mobile Phone

847-000-0000

START


Verification Code

VERIFY

Step Six: Personalization

Create your profile by choosing a user name and password. Answer three security questions and click **Next**.

Personalization

 **Create your profile.**

User Name

Password

At least 8 characters

?

Re-enter Password

Confirm password

Let's keep this secure — answer these 3 security questions.

Remember your answers as you will use these questions in the future if you forget your password!

Select a security question

Once you're registered on this site, please be sure to bookmark it as a favorite, and return directly to myOhioHealthy.com for all future visits.